

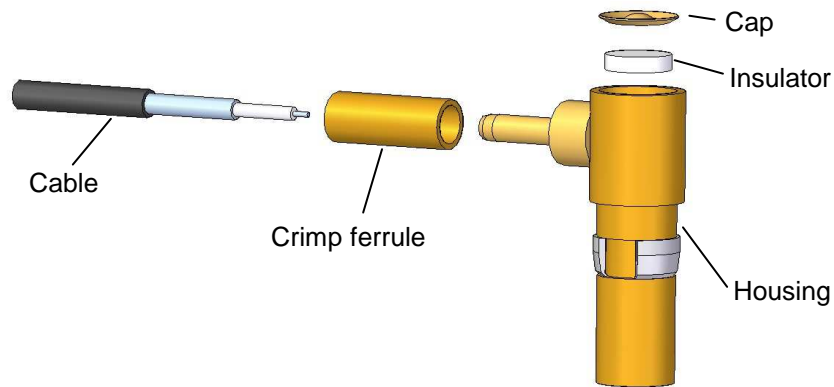
Assembly Instruction

IMS CONNECTOR SYSTEMS GmbH
 Obere Hauptstrasse 30
 D-79843 Löffingen
 Postfach 1141
 D-79840 Löffingen

Tel (+49) 7654 901-0
 Fax (+49) 7654 901-199
 Net: www.imscs.com
 E-mail: sales@imscs.com

Number: M-38	Date: 2007.10.26
Description: Rf Angle Connector	Signature: Nyikos T.
	Page: 1 of 1

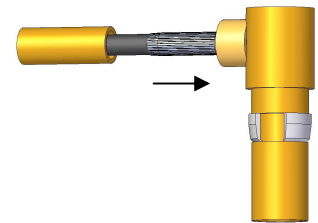
Using parts:



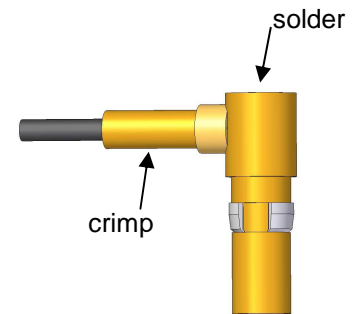
1.) Cable to be stripped according to connector outline drawing

2.) Slide the crimp ferrule onto the cable

3.) Fan the braid and slide the cable into the housing



4.) Slide the ferrule over the braid and crimp the ferrule with crimping tool

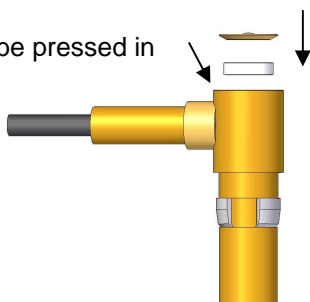


5.) Solder the cable center contact to the center contact of the connector

6.) Assemble insulator and cap depending on cap style

6.1) Press-in style

cap to be pressed in



or

6.2) solder style

cap to be soldered

